




MINISTRY OF FINANCE

MACROECONOMIC  
MONITOR  
OF CYPRUS

APR  
2024



# TABLE OF CONTENTS

Macro economy	3
External Sector	3
Public Finances	4
Property Market	4
Banking Sector Developments	4
Credit ratings	5
<b>1. Output</b>	<b>6</b>
<b>2. Consumption</b>	<b>7</b>
<b>3. Investment</b>	<b>8</b>
<b>4. Labour Market</b>	<b>9</b>
<b>5. Inflation, Wages</b>	<b>10</b>
<b>6. External Sector</b>	<b>11</b>
<b>7. Housing</b>	<b>12</b>
<b>8. Financial Sector</b>	<b>12-13</b>
<b>9. Public Sector</b>	<b>14</b>



# MACROECONOMIC MONITOR OF CYPRUS

Updated on 18 April 2024

## Macro Economy

• In the 4th quarter of 2023, GDP (in seasonally adjusted terms) recorded a positive rate of growth of 2.2%, compared with 2.4% in the 3rd quarter of 2023 on an annual basis (see graphs 1.1-1.2). The positive GDP growth rate is mainly attributed to the sectors: "Hotels and Restaurants", "Transport and Storage", "Wholesale and Retail Trade, Repair of Motor Vehicles", "Information and Communication", "Construction", "Arts, Entertainment and Recreation" and "Other Service Activities" (see graphs 3.1-3.4 and 6.1-6.2).

• Developments (in seasonally adjusted terms) currently driven mainly by increases in consumption and gross fixed capital formation (see graphs 2.1-2.4).

• In March 2024, economic sentiment in Cyprus deteriorated for the second month in a row, as the **Economic Sentiment Indicator (ESI-CypERC)** decreased by 1.2 points compared with February 2024 (see graph 1.3). The decrease in the ESI-CypERC was driven by weaker business confidence in all sectors, as firms' expectations about their business activities deteriorated.

• For the period of January-March 2024, **arrivals of tourists** totaled 415,251 compared to 393,893 in the corresponding period of 2023, recording an increase of 5.4% (see graph 6.3). Arrivals from the United Kingdom were the main source of tourism for March 2024, with a share of 31.8% of total arrivals, followed by Poland with 10.4%, Germany with 9.8%, Greece with 9.1%, and Israel with 8.2%.

• **Employment** developments reflect conditions of improved economic activity. Total employment increased by 1.5% in 2023 compared with 2022. The most significant increases in number of persons were observed in the economic activities of "Accommodation and food service activities", "Wholesale and Retail Trade", "Manufacturing", "Administrative and support service activities" and "Human health and social work activities".

• **Labour Force Survey (LFS) unemployment**, in monthly seasonally adjusted terms, **remained at 6.4% in February 2024 compared to February 2023** (see graphs 4.2-4.3). The most affected segment of the population is youth unemployment, although it has been on a downward trend since the 3rd quarter of 2013 falling to 18.1% in the 4th quarter of 2023 from a peak of 40.5% in the 3rd quarter of 2013.

• **Compensation per employee** recorded an increase of 5.6% in 2023 compared with 2022 (see graphs 5.3-5.5).

• **Inflation (HICP)** in March 2024 recorded an increase of 1.6% compared to an increase of 2.1% in February 2024 (see graph 5.1). For the period January-March 2024, the HICP rose by 2.0% compared to the corresponding period of the previous year. For the period January-March 2024, compared to the corresponding period of the previous year, the largest change was noted in Restaurants and Hotels (5.9%). Core HICP recorded an increase of 2.5% in January-March 2024 (see graph 5.2).

• **Imports of goods** recorded a decrease of 32.2% in January-February 2024 compared to January-February 2023. Imports are affected by developments in imports of transport equipment (aircrafts and vessels). Imports of goods, excluding imports of aircrafts and vessels, exhibit an increase of 7.9%.

• **Exports of goods** recorded a decrease of 3.8% in January-February 2024 compared to January-February 2023. Exports of goods, excluding exports of aircrafts and vessels, exhibit an increase of 14.1%.

## External Sector

• The **current account (CA)** balance of Cyprus (see graph 6.4) recorded a deterioration, with the deficit increasing from €2,202.7 mn in 2022, to €3,607.2 mn, in 2023, which corresponds to 7.9% and 12.1% of Cyprus's annual GDP, respectively. The resulting deficit adjusted for the impact of Special Purpose Entities (SPEs), that is, classifying SPEs as non-residents, stood at €3,434.2 mn in 2023, compared with a deficit of €2,540.9 mn in 2022, which corresponds to 11.5% and 9.2% of the country's annual GDP, respectively.

• The **international investment position (IIP)** (see graph 6.5) recorded a deterioration in 2023, presenting a net liability position of €28,743.3 mn, compared with a net liability position of €26,713.5 mn in 2022. With the corresponding data being adjusted for the impact of SPEs, IIP recorded a net liability position of €10,847.3 mn in 2023, compared with a net liability position of €9,359.1 mn, in 2022.

• The **gross external debt** increased to €171,696.6 mn in 2023 from €169,326.4 mn in 2022. The external assets in debt instruments increased to €154,615.2 mn, up from €147,388.9 mn in 2022. Consequently, the net external debt decreased by €4.857 mn to €17,081.4 mn in 2023. Adjusted for the impact of SPEs, gross external debt

reached €58,448.5 mn in 2023, compared to €58,444.7 mn, in 2022. The corresponding net external debt indicator decreased to -€15,141.3 mn in 2023, compared with -€11,861.7 mn in 2022.

## Public Finances

- **General government budget balance (GGBB)** recorded a surplus in January-February 2024, of the order of €534.8 mn (1.7% of GDP) compared to a surplus of €398.0 mn (1.3% of GDP) during the corresponding period the year before (see graph 9.1).
- **General government primary balance (GGPB)** recorded a surplus in January-February 2024, of the order of €594.7 mn (1.9% of GDP) compared to a surplus of €471.8 mn (1.6% of GDP) during the corresponding period the year before (see graphs 9.1-9.2).
- **Total revenue** exhibited an increase of about 16.7%, reaching €2,328.0 mn in January-February 2024, compared to €1,994.1 mn during the corresponding period the year before (see graph 9.3).
- **Total expenditure** exhibited an increase of about 12.3%, reaching €1,793.2 mn in January-February 2024, compared to €1,596.1 mn during the corresponding period the year before (see graph 9.3).

## Property Market

- Eurostat's **house price index** for Cyprus recorded a **decrease of 0.6%** in the 4th quarter of 2023 compared to the 3rd quarter of 2023 and an increase of 1.6% compared to the 4th quarter of 2022.
- The CBC's **residential property price index** recorded an **increase of 2.2%** in the 3rd quarter of 2023 compared to the 2nd quarter of 2023 and an increase of 7.6% compared to the 3rd quarter of 2022. Cumulative from the 1st quarter of 2008 it has exhibited a decline of 11.7% (see graph 7.1), revealing an adjustment to the conditions of lower demand.
- According to the Department of Lands and Surveys, **new sale contracts** were up by 0.6% while **transfers of property** were up by 16.1% in January-March 2024 compared with January-March 2023 (see graph 7.3).

- Monetary Financial Institutions (MFI) **mortgage loans to domestic residents** for housing **increased by 1.8%** in February 2024 (see graph 7.2).

## Banking Sector Developments

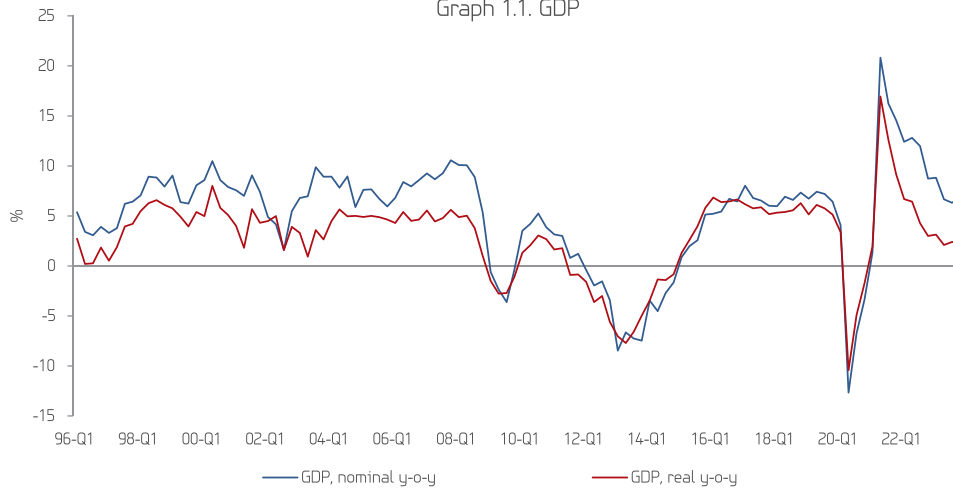
- **MFI loans to domestic residents** (private sector) **decreased by 1.0%** in February 2024 (see graphs 8.2-8.4). Lending conditions remain tight (see graphs 8.6-8.7).
- **Deposits of domestic residents** held with MFIs (private sector) exhibited a **decrease of 0.3%** in February 2024 (see graph 8.1).
- Overall **lending and deposit interest rates** in Cyprus are increasing following the ECB's decision to raise the three key ECB interest rates by 450 basis points (see graph 8.5). In February 2024, **deposit interest rates** for maturity of up to 1 year decreased and of up to 3 months increased compared with the preceding month. The **lending interest rates** to households for primary residence decreased and the rate for other loans up to €1 mn for businesses increased. The interest rate for bank overdrafts to non-financial corporations increased.
- **NPEs** in December 2023 decreased to €1.89 bn (7.9% on gross loans) compared to €2.30 bn (9.5% on gross loans) in December 2022. The gross loans decreased by €291.9 mn in the period from 31 December 2022 until 31 December 2023.
- **Accumulated provisions** increased to 49.5% in December 2023 compared to 47.5% in December 2022 and 43.4% of NPEs in December 2021 thus facilitating restructuring activity with a view to cure NPEs of viable customers.

## Credit Ratings

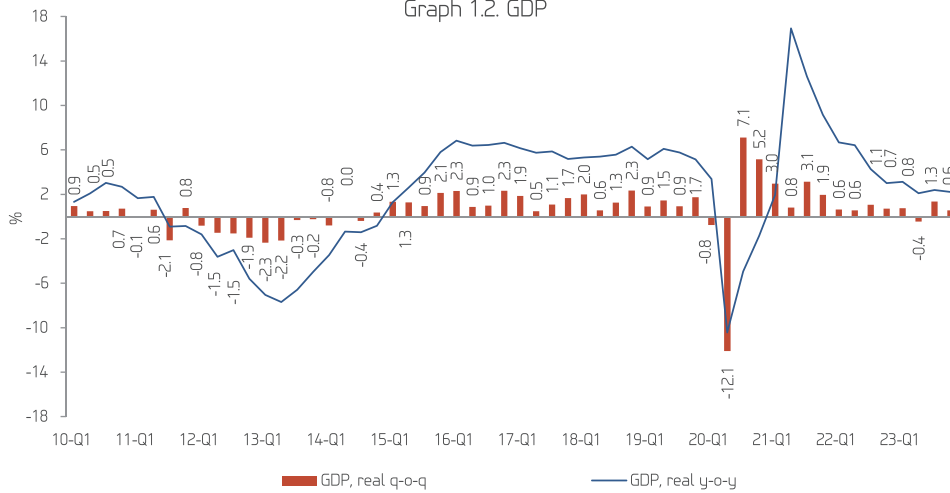
- On 22/03/2024, DBRS Ratings affirmed the Republic of Cyprus's Long-Term Foreign and Local Currency - Issuer Ratings from BBB to BBB (high). The outlook remains stable.
- On 08/12/2023, Fitch Ratings affirmed Cyprus's Long-Term Foreign-Currency Issuer Default Rating (IDR) to 'BBB' and changed the outlook to positive.
- On 29/09/2023, Moody's Investors Service upgraded the Government of Cyprus' long-term issuer and senior unsecured ratings to Baa2 from Ba1 and changed the outlook to positive from stable.
- On 01/09/2023, Standard & Poor's Ratings affirmed its long- and short-term foreign and local currency sovereign credit ratings on Cyprus to 'BBB/A-2' and changed the outlook to positive from stable.

# 1. OUTPUT

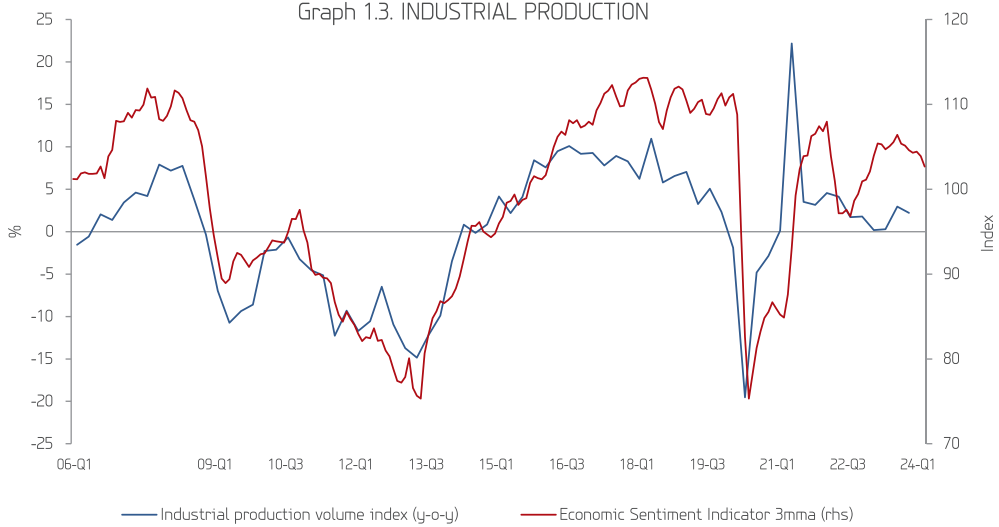
Graph 1.1. GDP



Graph 1.2. GDP



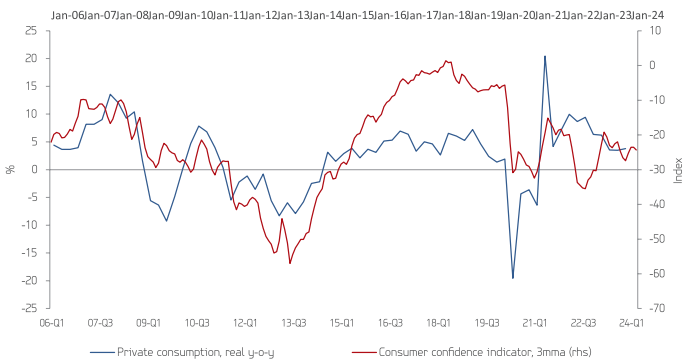
Graph 1.3. INDUSTRIAL PRODUCTION



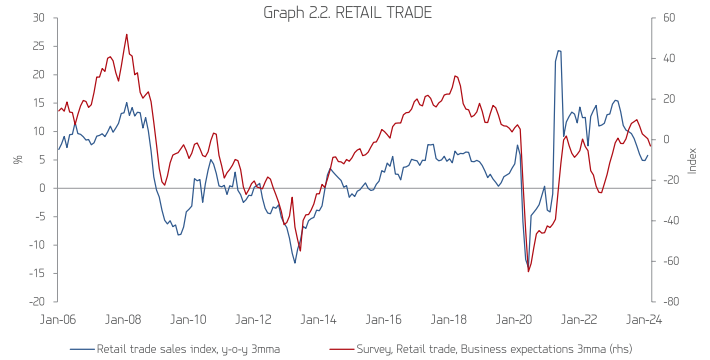
Sources: Eurostat, DG ECFIN, Cystat

## 2. CONSUMPTION

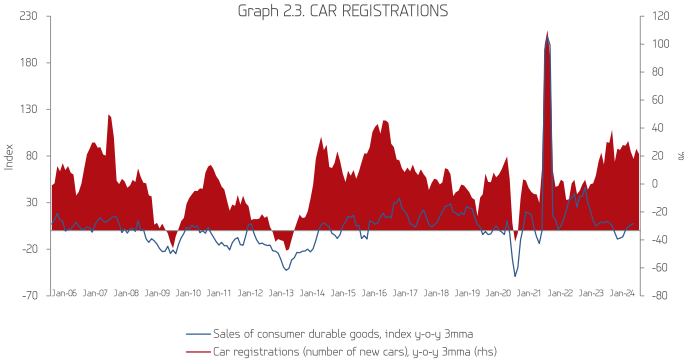
Graph 2.1. CONSUMPTION



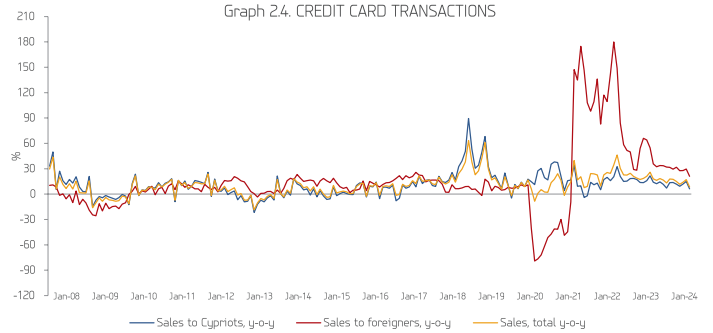
Graph 2.2. RETAIL TRADE



Graph 2.3. CAR REGISTRATIONS



Graph 2.4. CREDIT CARD TRANSACTIONS

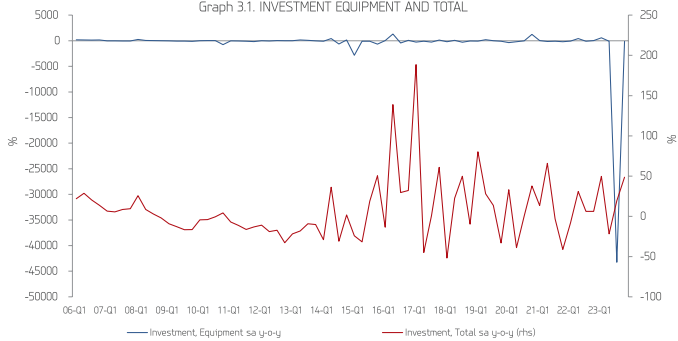


Note: Data for credit card transactions from 2018 onwards were revised based on reclassification of some foreign cards to local cards, thus data are not comparable with the data of the previous years.

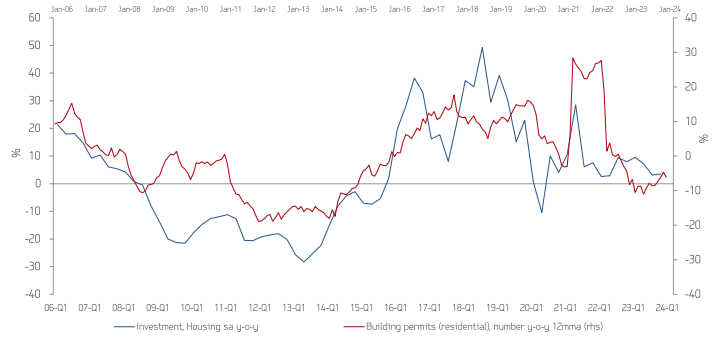
Sources: Eurostat, DG ECFIN, Cystat, JCC Payment Systems Ltd

# 3. INVESTMENT

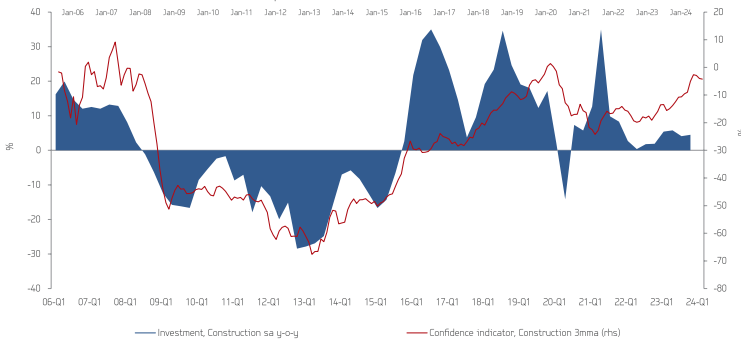
Graph 3.1. INVESTMENT EQUIPMENT AND TOTAL



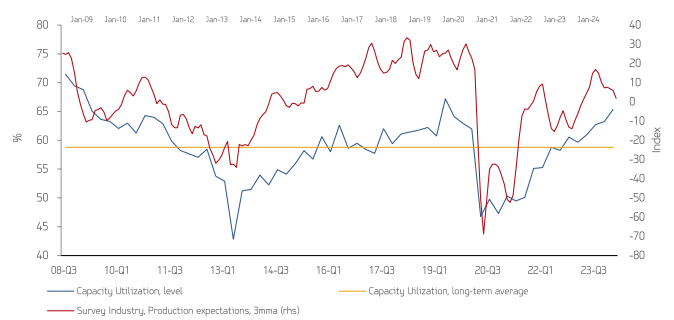
Graph 3.2. BUILDING PERMITS



Graph 3.3. INVESTMENT IN CONSTRUCTION



Graph 3.4. CAPACITY UTILIZATION

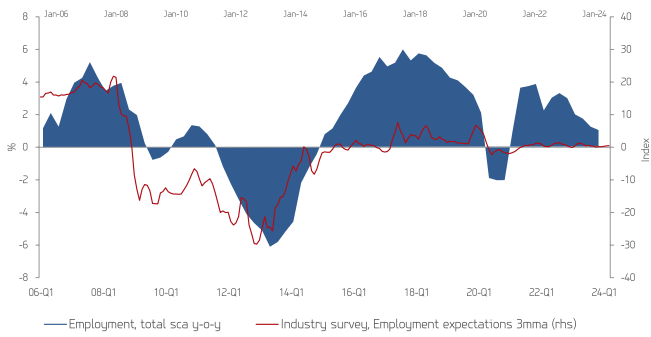


Sources: Cystat, DG ECFIN, CypERC



## 4. LABOUR MARKET

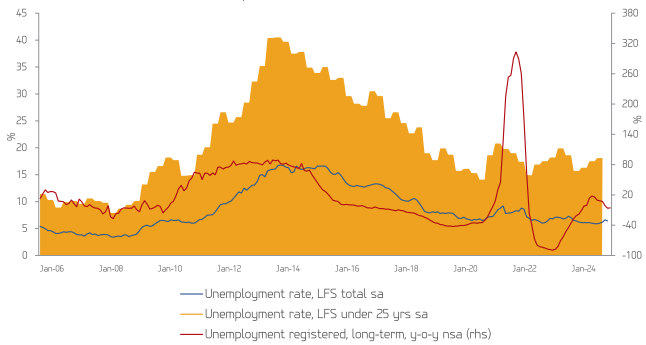
Graph 4.1. EMPLOYMENT



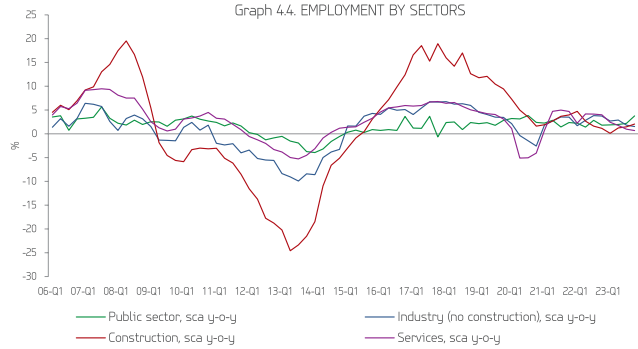
Graph 4.2. UNEMPLOYMENT



Graph 4.3. UNEMPLOYMENT RATE



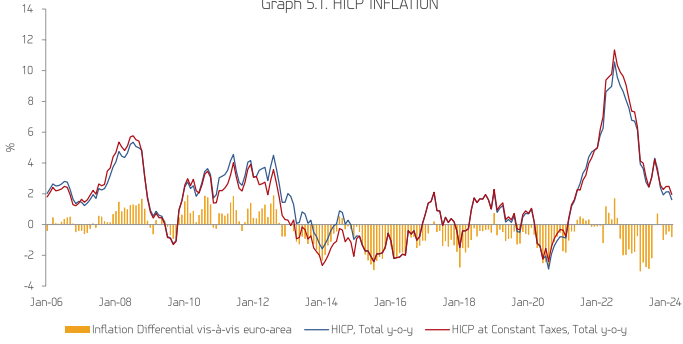
Graph 4.4. EMPLOYMENT BY SECTORS



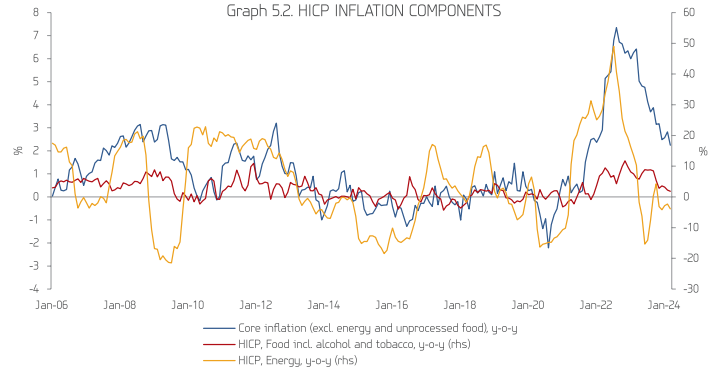
Sources: Eurostat, DG ECFIN, Cystat

# 5. INFLATION / WAGES

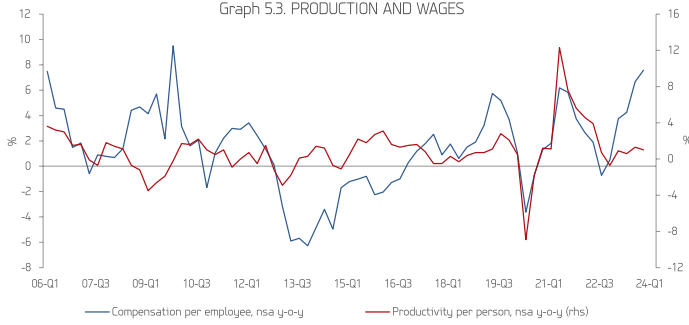
Graph 5.1. HICP INFLATION



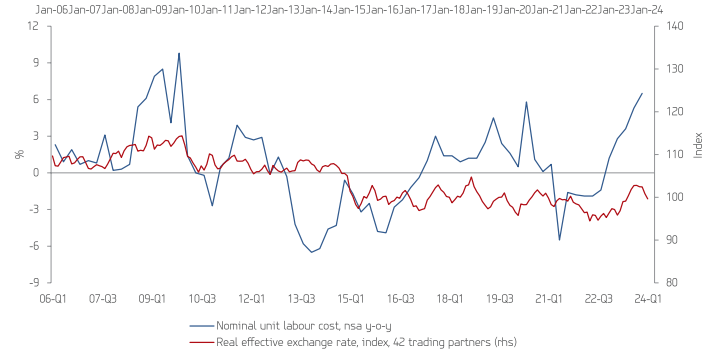
Graph 5.2. HICP INFLATION COMPONENTS



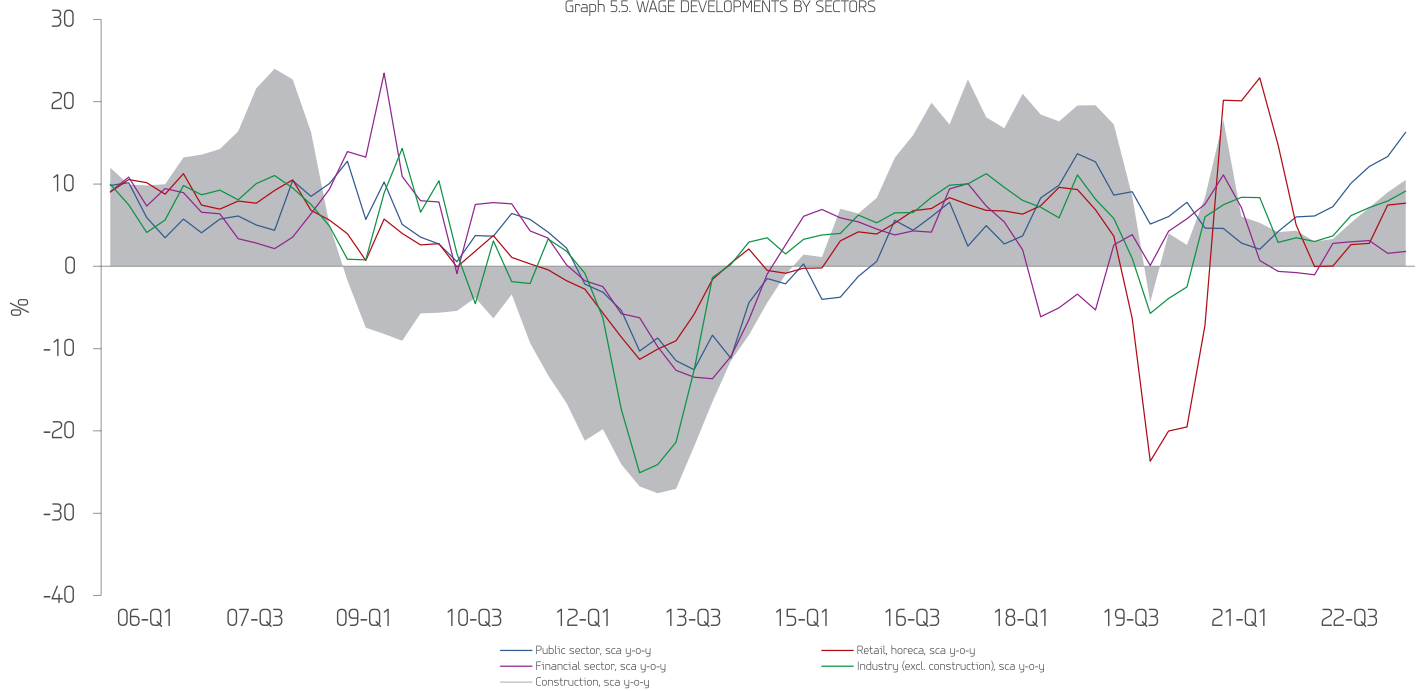
Graph 5.3. PRODUCTION AND WAGES



Graph 5.4. COMPETITIVENESS



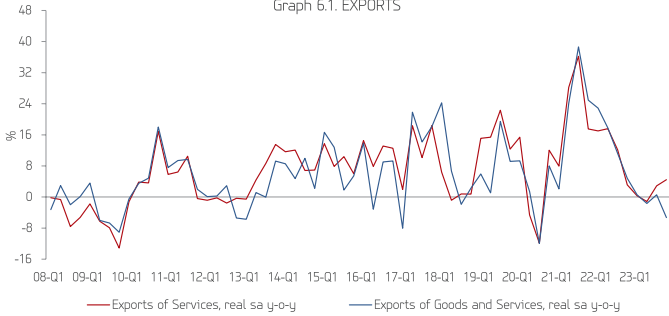
Graph 5.5. WAGE DEVELOPMENTS BY SECTORS



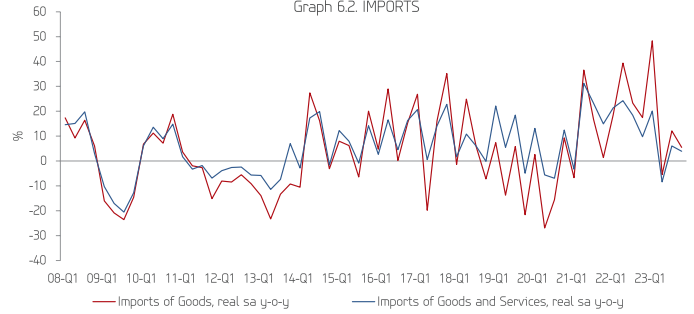
Source: Eurostat

## 6. EXTERNAL SECTOR

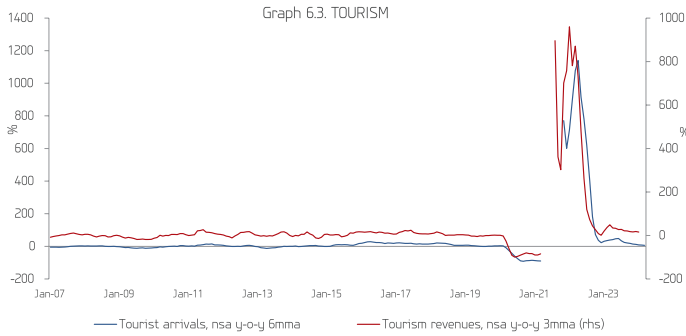
Graph 6.1. EXPORTS



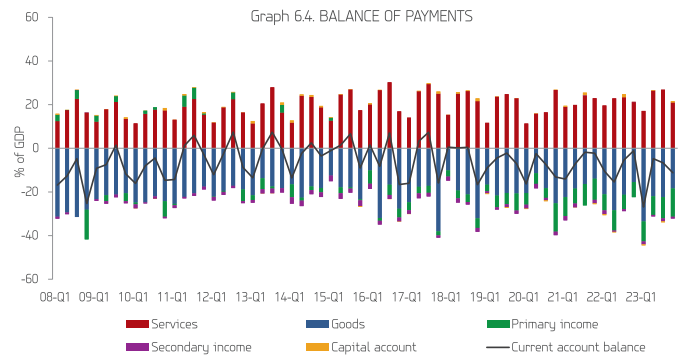
Graph 6.2. IMPORTS



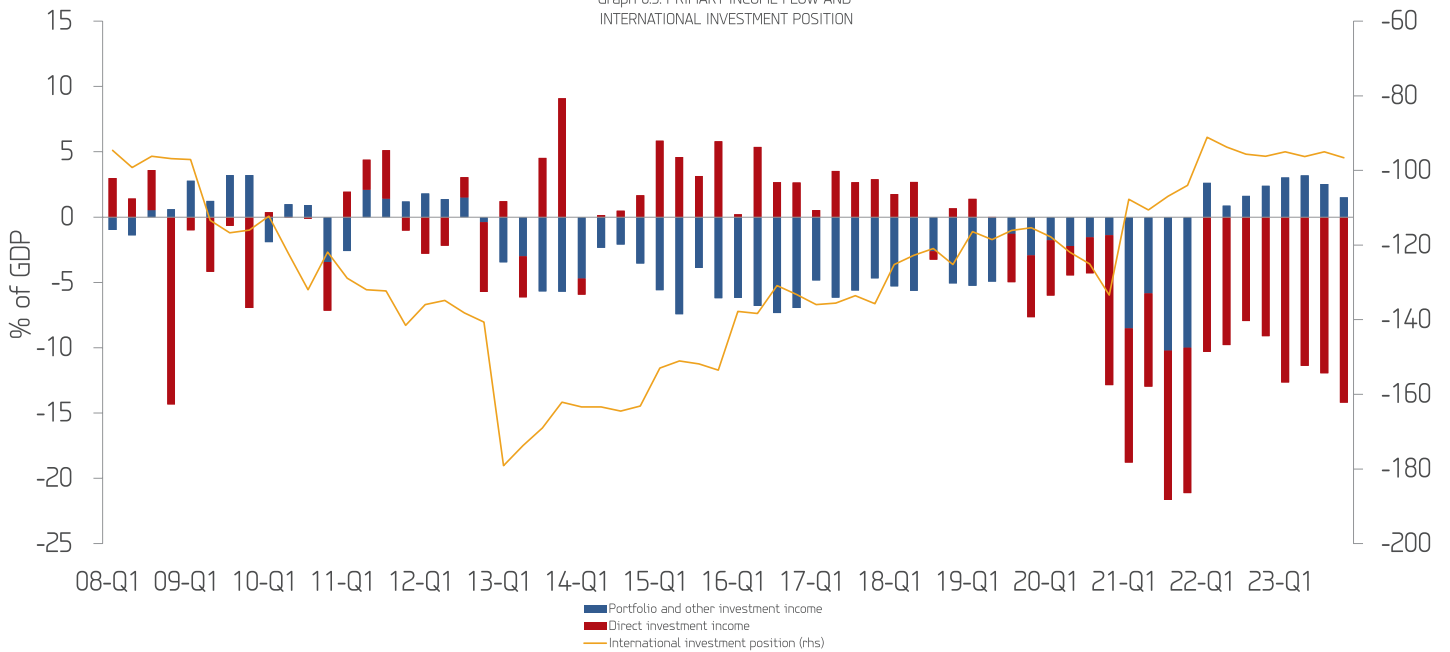
Graph 6.3. TOURISM



Graph 6.4. BALANCE OF PAYMENTS



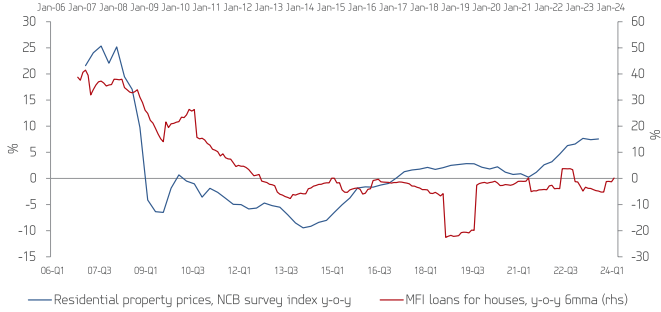
Graph 6.5. PRIMARY INCOME FLOW AND INTERNATIONAL INVESTMENT POSITION



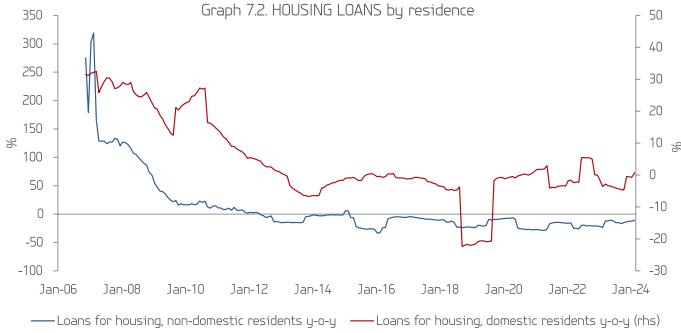
Sources: Cystat, CBC

## 7. HOUSING

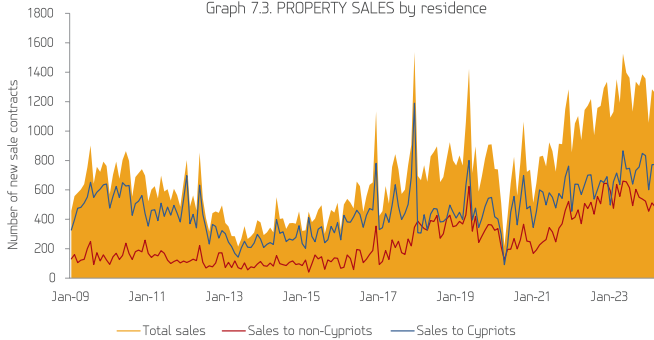
Graph 7.1. HOUSE PRICES AND HOUSING LOANS



Graph 7.2. HOUSING LOANS by residence



Graph 7.3. PROPERTY SALES by residence

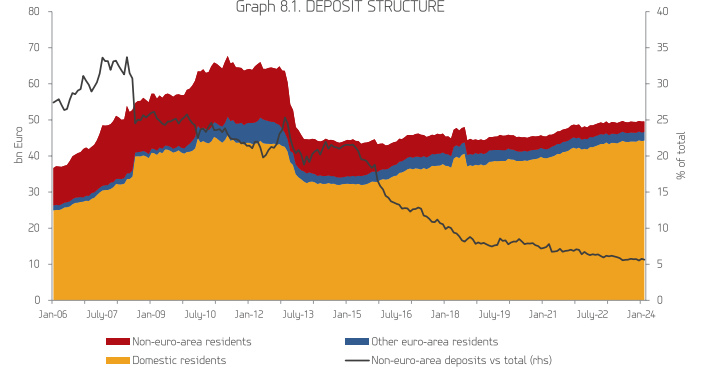


Note: According to the relevant modifications to the codification of the term "Alien" in the Land Information System, the way the statistics are presented has been modified. Therefore, the suggestion of the Department of Lands and Surveys is to avoid the comparison of the specific data from 2018 onwards, with the data of the previous years.

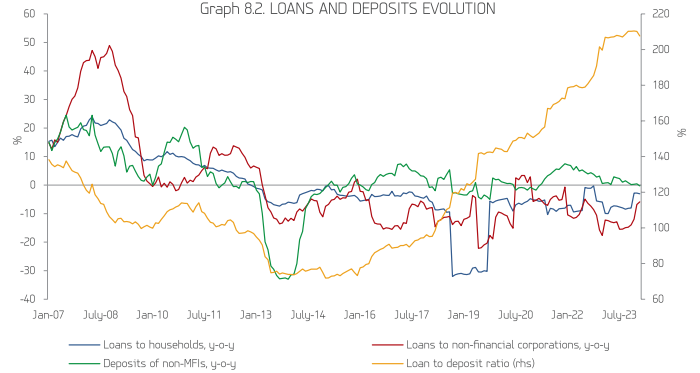
Sources: CBC, Dep. of Lands and Surveys

## 8. FINANCIAL SECTOR

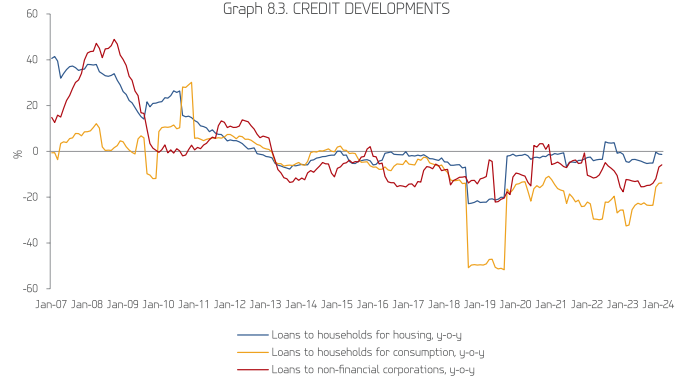
Graph 8.1. DEPOSIT STRUCTURE



Graph 8.2. LOANS AND DEPOSITS EVOLUTION

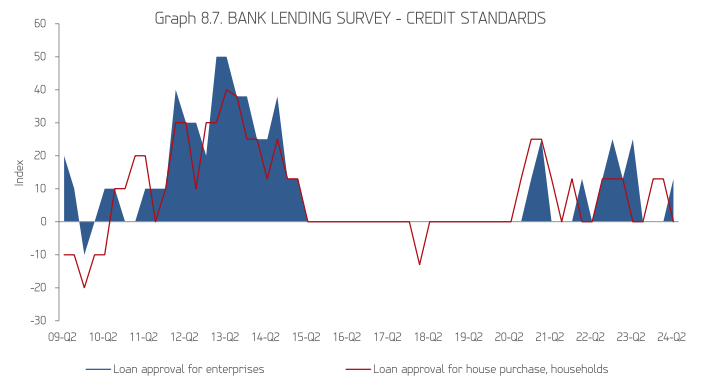
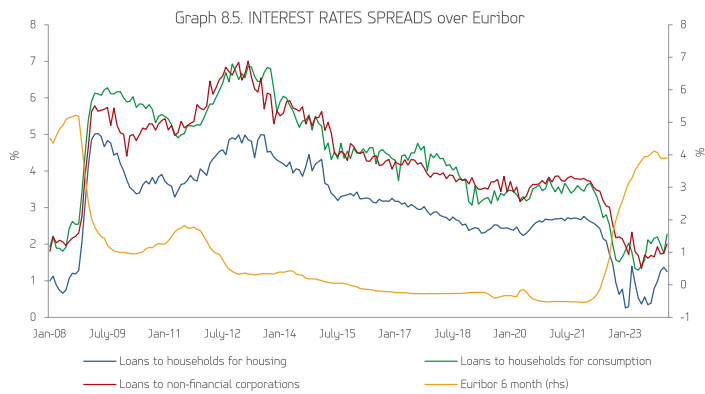
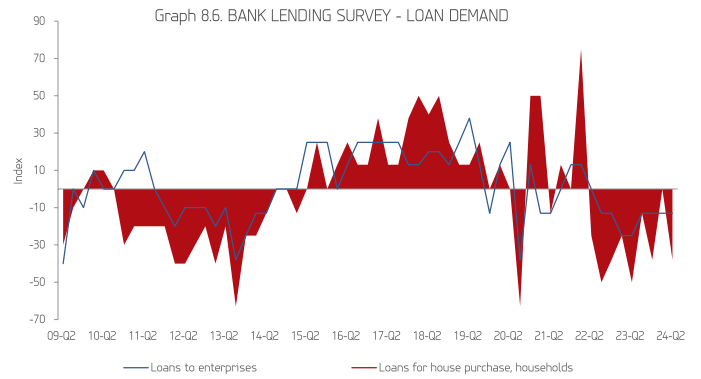
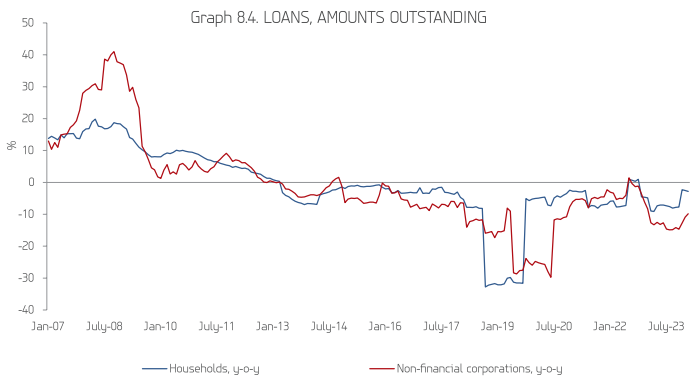


Graph 8.3. CREDIT DEVELOPMENTS



Source: CBC, EMMI

## 8. FINANCIAL SECTOR

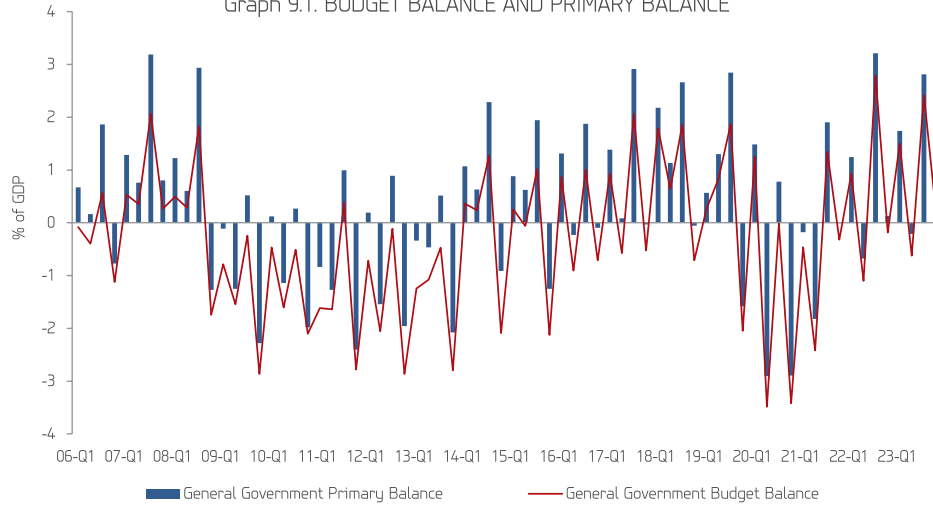


Sources: CBC, EMMI

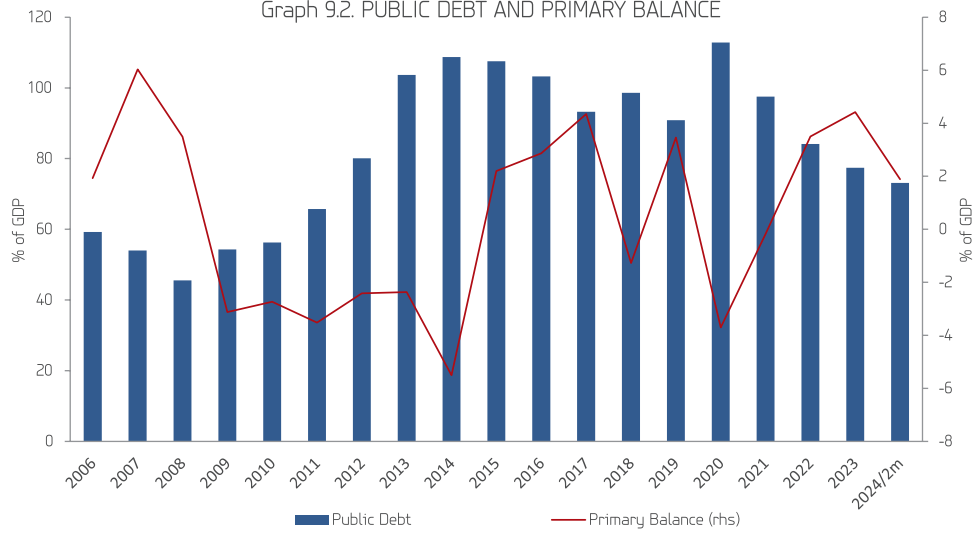
Source: ECB

## 9. PUBLIC SECTOR

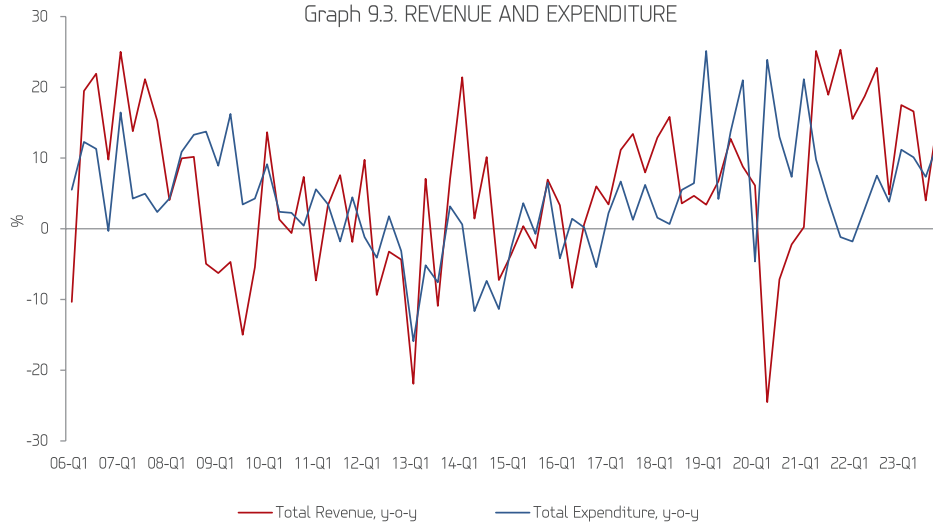
Graph 9.1. BUDGET BALANCE AND PRIMARY BALANCE



Graph 9.2. PUBLIC DEBT AND PRIMARY BALANCE



Graph 9.3. REVENUE AND EXPENDITURE



Sources: Ministry of Finance, Cystat